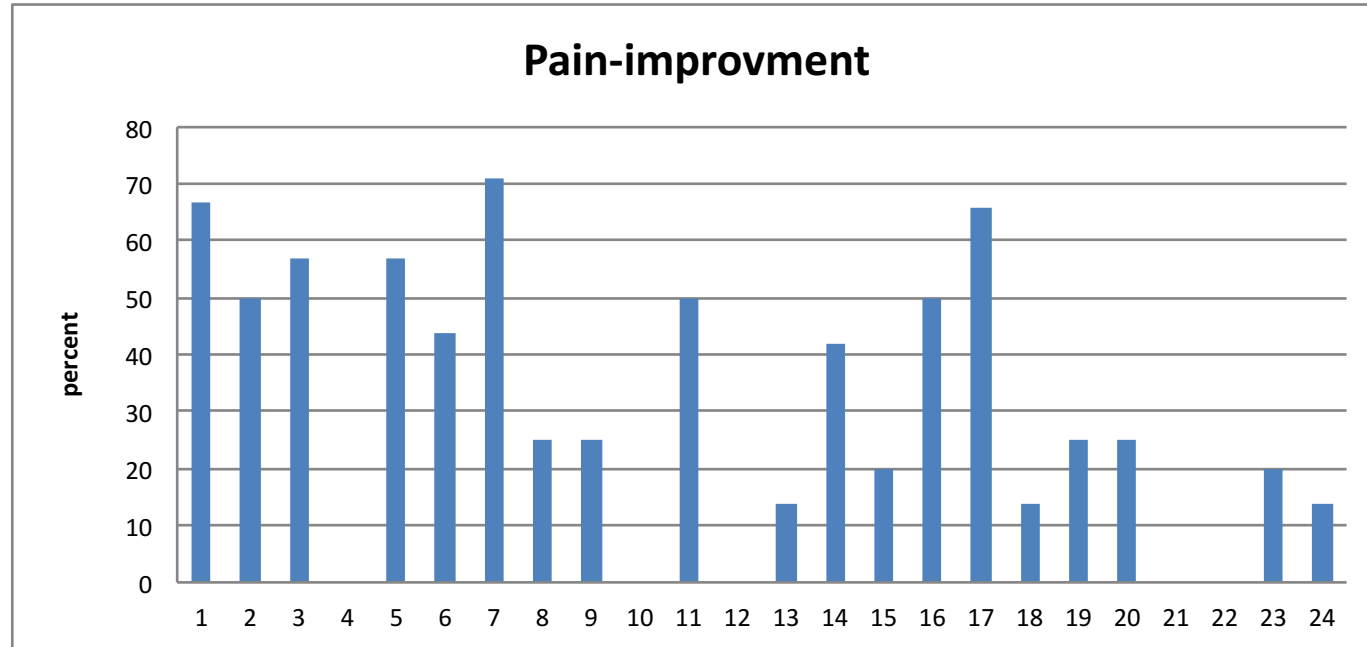


Bioven Evaluation Test Results-STD's (Herpes)

8/1/17

Pain improvement-all patients

1	67
2	50
3	57
4	0
5	57
6	44
7	71
8	25
9	25
10	0
11	50
12	0
13	14
14	42
15	20
16	50
17	66
18	14
19	25
20	25
21	0
23	0
24	20
25	14

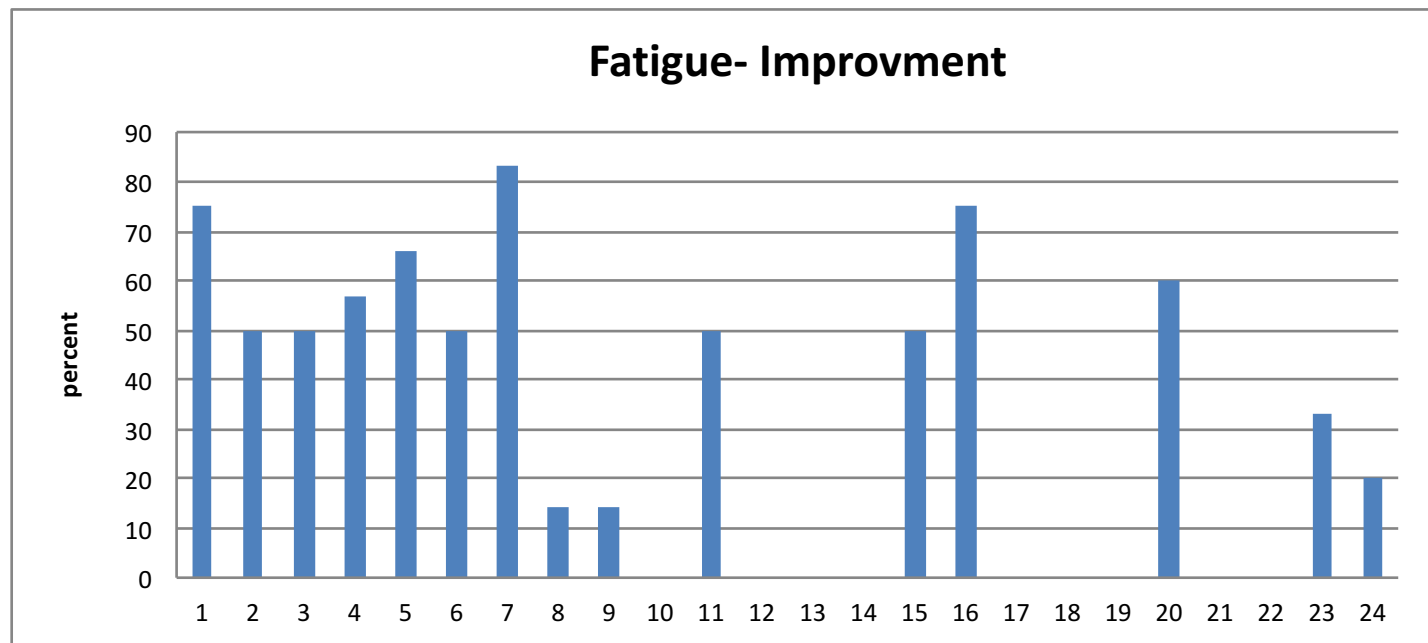


19 out of 24 patients reported improvement in pain symptoms or **79% of all patients had a measurable symptomatic improvement in measurable pain**

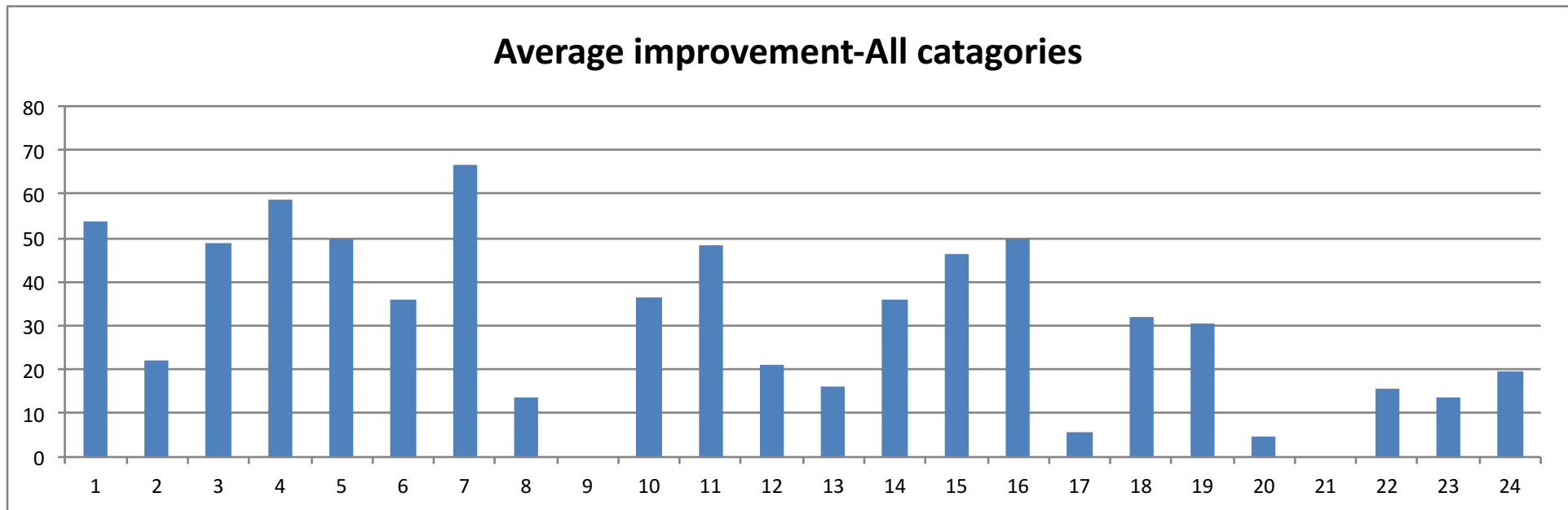
average **30.7**

Fatigue improvement-all patients

1	75
2	50
3	50
4	57
5	66
6	50
7	83
8	14
9	14
10	0
11	50
12	0
13	0
14	0
15	50
16	75
17	0
18	0
19	0
20	60
21	0
23	0
24	33
25	20
average	32.5



15 out of 24 patients reported improvement in fatigue symptoms or **63% of all patients had a measurable symptomatic improvement in measurable fatigue**



22 out of 24 patients reported improvement in all symptoms or **92% of all patients had a measurable symptomatic improvement** in overall measurable symptoms

Criteria Catagories

- Pain
- Fatigue
- Functional Disability
- Lack of Sleep
- Mental Health/Clarity
- Unpleasant appearance
- Post herpetic neuralgia